



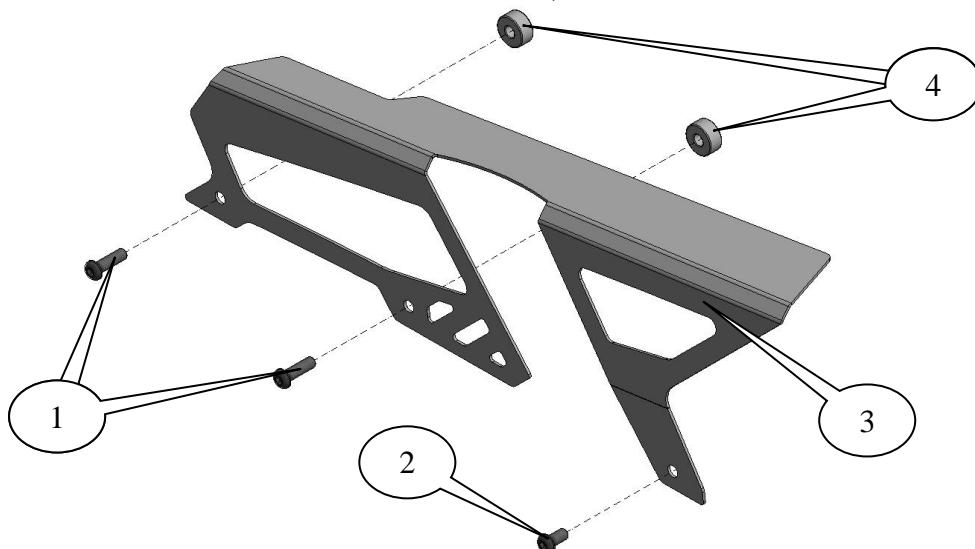
FITTING INSTRUCTIONS FOR BG0001
BELT GUARD (UPPER) FOR HARLEY DAVIDSON STREET 500 '14- & STREET 750
'15-



THIS KIT CONTAINS THE ITEMS PICTURED AND LABELLED BELOW.
DO NOT PROCEED UNTIL YOU ARE SURE ALL PARTS ARE PRESENT.

Please note that the way the kit is packed does not necessarily represent the way of mounting to the bike.

THE PARTS SHOWN MAY BE REPRESENTATIVE ONLY (FOR CLARITY OF INSTRUCTIONS ONLY).






LEGEND

- ITEM 1 = M6 x 20mm LONG BUTTON HEAD BOLT (x2).
 ITEM 2 = M6 x 12mm LONG BUTTON HEAD BOLT (x1).
 ITEM 3 = ALUMINIUM BELT GUARD (SMW0054) (x1).
 ITEM 4 = SPACER (S0749 - 8mm LONG) (x2).

Please note that in cases where kits are packed with rubber washers holding the components onto the bolt – *the rubber washers should be thrown away!*

TOOLS REQUIRED


- 4mm Allen key.
- 10mm socket & wrench.



Picture 1



Picture 2



Picture 3



Picture 4



FITTING INSTRUCTIONS

- Remove the three bolts that secure the OEM upper belt guard in place, as shown in picture 1 and remove the guard from the bike, as shown in picture 2.
- Take the R&G Belt Guard and assemble it as shown in the exploded diagram, with the two longer bolts and two spacers aligned with the front two holes.
- Offer this assembly up to the bike and fit all three bolts loosely into the J-clips on the swingarm mounting tabs, as shown in pictures 3 & 4.
- With all three bolts located, ensure the belt guard is mounted correctly before tightening all bolts evenly.

ISSUE 1 22/01/2016 (AR)

Digital copies of these instructions are available to download from www.rg-racing.com

CONSUMER NOTICE

The catalogue description and any exhibition of samples are only broad indications of the Products and R&G may make design changes which do not diminish their performance or visual appeal and supplying them in such state shall conform to the order. The Buyer acknowledges no representation or warranty (other than as to title) has been given or will apply to the Products other than those in R&G's order or confirmation and the Buyer confirms it has chosen the Products as being of merchantable quality and suitable for its particular purposes. Where R&G fits the Products or undertakes other services it shall exercise reasonable skill and care and rectify any fault free of charge unless the workmanship has been disturbed. The Buyer is responsible for ensuring that the warranty on the motorcycle is not affected by the fitting of the Products. On return of any defective Products R&G shall at its option either supply a replacement or refund the purchase money but shall not be liable if the Products have been modified or used or maintained otherwise than in accordance with R&G's or manufacturer's instructions and good engineering practice or if the defect arises from accident or neglect. Other than identified above and subject to R&G not limiting its liability for causing death and personal injury, it shall not be liable for indirect or consequential loss and otherwise its liability shall be limited to the amounts paid by the Buyer for the Products or the fitting or service concerned. These terms do not affect the Buyer's statutory rights.

R&G RACING RETURNS POLICY (NON-FAULTY GOODS)

Returns must be pre-authorized (if not pre-authorized the return will be rejected). Goods may only be returned direct to us if they were purchased direct from us (customer must prove if necessary). Otherwise to be returned to original vendor. Goods must be in re-sellable condition, in the opinion of R&G Racing. All returns are subject to a 25% restocking and handling fee (25% of the gross value exc. P&P – at the prevailing price at time of purchase). The customer must pay any and all carriage charges. No returns of discontinued products, unless within 14 days of purchase. This policy does not affect your statutory rights and does not refer to faulty goods.



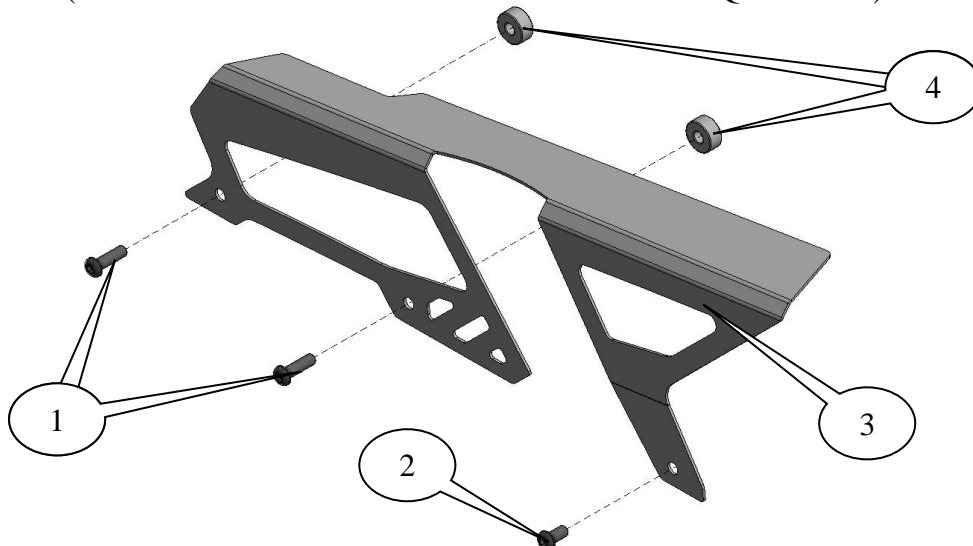
NOTICE POUR BG0001
PROTECTION COURROIE (SUPERIEUR) POUR HARLEY DAVIDSON STREET 500
'14- & STREET 750 '15-



Le kit contient les articles exposés ci-dessous, vérifier que toutes les pièces soient présentes avant de procéder au montage.

La façon dont le kit est emballé ne correspond pas forcément à la façon de monter les pièces sur la moto.

**LES PARTIES PRESENTEES PEUVENT ETRE UNIQUEMENT REPRESENTATIVES
(POUR LA CLARTE DES INSTRUCTIONS UNIQUEMENT)**





LEGENDE

- ARTICLE 1 = M6 x 20mm BOULON (x2).
 ARTICLE 2 = M6 x 12mm BOULON (x1).
 ARTICLE 3 = PROTECTION EN ALUMINIUM (SMW0054) (x1).
 ARTICLE 4 = ENTRETOISE (S0749 - 8mm DE LONG) (x2).

Notez que si les kits sont emballés avec des rondelles en caoutchouc servant à tenir les composants, *ces rondelles doivent être jetées.*

OUTILS REQUIS

- Clé Allen 4mm.
- Clé et douille de 10mm




Photo 1



Photo 2




Photo 3



Photo 4



NOTICE DE MONTAGE

- Enlever les 3 boulons qui fixent la protection d'origine en place, voir photo 1 puis enlever la protection de la moto, voir photo 2.
- Prendre la protection R&G et l'assembler comme sur le schéma ci-dessus, avec les 2 boulons les plus longs et les 2 entretoises alignés avec les 2 trous à l'avant.
- Monter cet ensemble sur la moto et placer les 3 boulons dans les J-clips sur les onglets de fixation du bras oscillant, voir photos 3 & 4.
- Une fois ces 3 boulons placés, veillez à ce que la protection soit correctement positionnée avant de serrer tous les boulons de façon identique.

ISSUE 1 22/01/2016 (AR)

Notice disponible sur www.rg-racing.com

CONSUMER NOTICE

The catalogue description and any exhibition of samples are only broad indications of the Products and R&G may make design changes which do not diminish their performance or visual appeal and supplying them in such state shall conform to the order. The Buyer acknowledges no representation or warranty (other than as to title) has been given or will apply to the Products other than those in R&G's order or confirmation and the Buyer confirms it has chosen the Products as being of merchantable quality and suitable for its particular purposes. Where R&G fits the Products or undertakes other services it shall exercise reasonable skill and care and rectify any fault free of charge unless the workmanship has been disturbed. The Buyer is responsible for ensuring that the warranty on the motorcycle is not affected by the fitting of the Products. On return of any defective Products R&G shall at its option either supply a replacement or refund the purchase money but shall not be liable if the Products have been modified or used or maintained otherwise than in accordance with R&G's or manufacturer's instructions and good engineering practice or if the defect arises from accident or neglect. Other than identified above and subject to R&G not limiting its liability for causing death and personal injury, it shall not be liable for indirect or consequential loss and otherwise its liability shall be limited to the amounts paid by the Buyer for the Products or the fitting or service concerned. These terms do not affect the Buyer's statutory rights.

R&G RACING RETURNS POLICY (NON-FAULTY GOODS)

Returns must be pre-authorized (if not pre-authorized the return will be rejected). Goods may only be returned direct to us if they were purchased direct from us (customer must prove if necessary). Otherwise to be returned to original vendor. Goods must be in re-sellable condition, in the opinion of R&G Racing. All returns are subject to a 25% restocking and handling fee (25% of the gross value exc. P&P – at the prevailing price at time of purchase). The customer must pay any and all carriage charges. No returns of discontinued products, unless within 14 days of purchase. This policy does not affect your statutory rights and does not refer to faulty goods.